Sidewall cores in basement rocks
Cornell University Borehole Observatory
Borehole ESH 1
Photo gallery across scales and observation methods

Core ID

Plain light optical images of core exterior

SC9450

9450, full core



SC9459

9459, full core



SC9493

9493, full core



SC9496

9496, full core



SC9503

9503, rubble rather than intact core



SC9505.5

9505.5, full core



Three-dimensional renditions of MXCT scans of each core. High density areas are pale gray; low density areas are dark gray. Produced by Repsol Technology Laboratory, Madrid, Spain.

blue-bordered planes are vertical planes parallel long axis of core
green-bordered planes are horizontal planes parallel long axis of core
red-bordered planes are vertical planes perpendicular to long axis of core

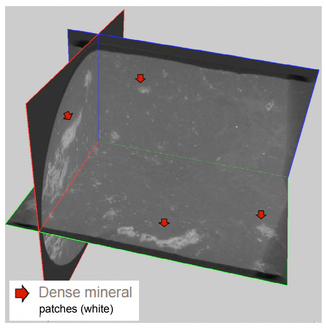







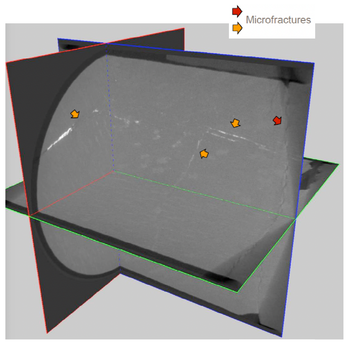

Plain light optical images of polished thin section of full diameter of core.

9450, polished thin section of full core cross section



9459, polished thin section, flat-bed scanner



9493, flat-bed scanner image of polished thin section; full core cross section



9496, flat-bed scanner image of polished thin section; full core cross section



9505.5 flat-bed scanner image of polished thin section, full diameter core



Petrographic photomicrograph (except 9459, a plain light optical image of polished thin section.)

9450 Plane Polarized light, polished thin section



9493 Cross Polarized, polished thin section



9496, plane polarized light, polished thin section



9503 Cross Polarized light, polished thin section



9505.5 Plane Polarized light, polished thin section; dark band

